



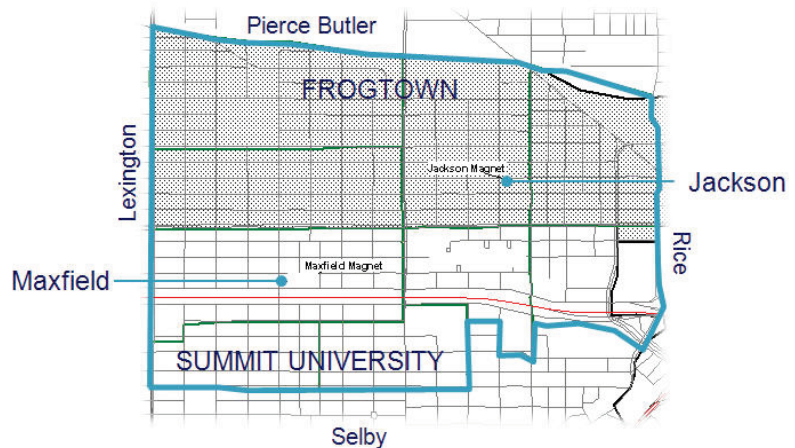
Overview

Goal

The Saint Paul Promise Neighborhood is a community-wide effort to ensure all children succeed in school and in life through seamless coordination of cradle-to-career educational, family, and community resources and supports.

Area

The Promise Neighborhood encompasses a 250-block area in the Summit-University and Frogtown neighborhoods in Saint Paul, which includes two public elementary schools, Jackson and Maxfield. About one-third of the residents are younger than 18. Two-thirds of the residents live in poverty; 82 percent of students are eligible for free lunch.



Planning Year: August 2010-September 2011

Saint Paul is one of 21 communities across the nation selected to receive a Promise Neighborhood planning grant from the United States Department of Education and matching funds provided by the local philanthropic community.

The one-year planning process included:

Community Advisory Group input – Adult and youth Promise Neighborhood residents provided initial input to help determine indicators for success and to ensure a meaningful community assessment.

Community assessment – Nearly 700 residents participated in a needs assessment.

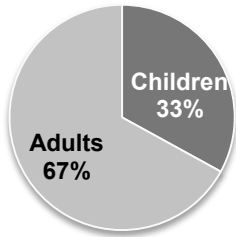
Plan of Action development – Six Solution Action Groups made up of community members, service providers, educators and others worked together to develop solutions based on evidence-based practices in the following areas: Early childhood, Elementary school, Middle school, High school, Post-Secondary, and Community building.

Data system development – As part of the grant, a comprehensive, longitudinal data management system is under development.

About the neighborhood

Population

Total population in the Promise Neighborhood	22,241
Total number of children age 17 or younger	7,249



Source: 2010 Census

About the children living in the Saint Paul Promise Neighborhood

Race and ethnicity	Promise Neighborhood	Saint Paul Public Schools	Saint Paul
African American	33%	30%	16%
African Native	9%		
Asian (including SE Asian)	31%	30%	15%
Hispanic/Latino	10%	14%	10%
White	9%	24%	60%
Multi-Racial/Other*	8%	2%	9%

*To preserve confidentiality in reporting, American Indians have been included in the Multi-racial/Other category

Sources: Saint Paul Promise Neighborhood Community Assessment, Saint Paul Public Schools 2010, 2010 Census.

Students receiving special education services	Promise Neighborhood	Saint Paul Public Schools
Enrolled	22%	19%

Sources: Saint Paul Promise Neighborhood Community Assessment, Saint Paul Public Schools 2010

Annual income of households with children

Less than \$18,000	45%
\$18,000 to less than \$36,000	36%
More than \$36,000	19%

MFIP cash assistance

Received in the past month	29%
----------------------------	-----

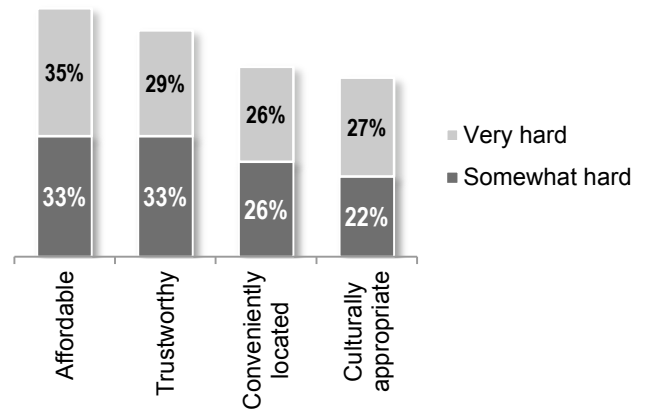
Source: Saint Paul Promise Neighborhood Community Assessment

Homeownership for households with children

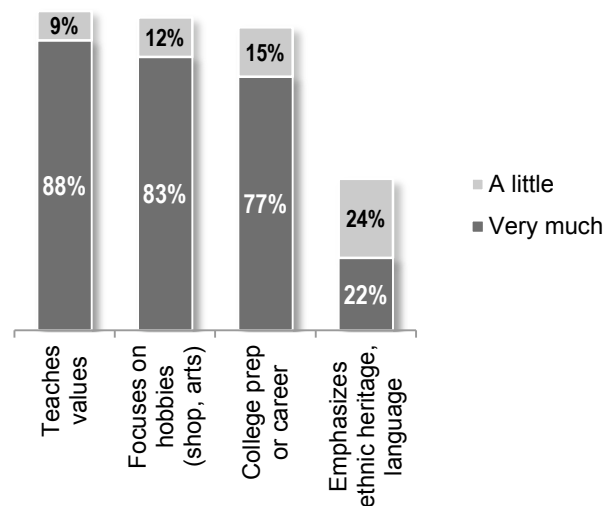
Own	40%
Rent	60%

Out-of-school activities

How hard is it to find programs and activities for the children that are . . .



Would like a program for children that . . .



Measuring impact

The Saint Paul Promise Neighborhood initiative has clearly-defined outcomes and indicators. For each outcome, community- or school-based programs or services have been identified that support improved educational achievement. Outcomes and indicators are:

Children enter kindergarten ready to learn.

- Number and percent of three-year-olds and children in kindergarten demonstrating at the beginning of the school year age-appropriate functioning across multiple domains of early learning.
- Number and percent of children ages 0-5 who participate in center-based or formal home-based early learning setting.
- Number and percent of children ages 0-5 who have a place where they usually go, other than an emergency room, when they are sick or in need of advice about their health.

Students are proficient in core academic subjects.

- Number and percent of students at or above grade level according to State mathematics and reading assessments.

Students who successfully transition from middle grades to high school.

- Attendance rates of students in 6th through 9th grades.

Youth graduate from high school.

- Four-year on-time graduation rate from high school.

High School graduates obtain a postsecondary degree, certification, or credential.

- Percentage and number of students who graduate with a regular high school diploma and obtain postsecondary degrees, vocational certificates, or other industry-recognized certifications without need for remediation.

Students are healthy.

- Percentage and number of students who receive vigorous exercise 60+ minutes and eat 5+ fruits or vegetables daily.
- The percentage of children and youth with an asthma diagnosis who are following an effective asthma management plan.

Students who feel safe at school and in their community.

- Number and percent of students who feel safe to/from and at school.

Students live in stable communities.

- Number and percent of students who changed schools.

Family and community members support learning in SPPN schools.

- Number and percent of family members who report they read with children ages 0-5 daily or most days.
- Number and percent of families who report they encourage their children (K-8th grade) to read books outside school.
- Number and percent of families who report talking to youth (9th-12th grade) about college and career.
- Number and percent of children whose parents are engaged in their education at the school and/or district level.
- Number and percent of children who participate in high-quality out-of-school time activities.

Students have access to 21st century learning tools.

- Number and percent of youth who have broadband Internet access at home and school.

Project partners

The planning year effort was managed by Wilder Foundation in collaboration with:

City of Saint Paul
Frogtown Neighborhood Association
Ramsey County
Saint Paul Public Schools
Saint Paul Public Schools Foundation
Summit University Planning Council
YWCA Saint Paul

The Promise Neighborhood planning year was supported by a federal grant from the United States Department of Education.

Additional financial and in-kind support was provided by:

3M Foundation
F.R. Bigelow Foundation
Otto Bremer Foundation
The City of Saint Paul
Greater Twin Cities United Way
The McKnight Foundation
The Minneapolis Foundation
The Saint Paul Foundation
Saint Paul Public Schools
Saint Paul Public Schools Foundation
Securian Foundation
Xcel Energy
Travelers Foundation
Wells Fargo Foundation
Amherst H. Wilder Foundation
YWCA of Saint Paul

What's next

Implementation of the Saint Paul Promise Neighborhood action plan will be phased in over the next several years. At its core are the educational and family/community support goals, solutions, and indicators developed in the planning year, beginning with an increased focus on early learning and additional supports for children attending the neighborhood's targeted schools. Saint Paul Promise Neighborhood has applied for a federal grant to assist in the implementation of the Promise Neighborhood effort and will continue seeking additional funding from the local philanthropic community.

To learn more, visit www.wilder.org/promiseneighborhood.html

Angelique Kedem
Project Director
(651) 280-2495
angelique.kedem@wilder.org