



MINNESOTA DEPARTMENT OF PUBLIC SAFETY
Office of Justice Programs

Domestic Violence

Preliminary Results from the 2010
Minnesota Crime Victim Survey

August 23, 2011

Greater Twin Cities
United Way

United
Way



Today we will cover:

- ✓ The value and limitations of the data
- ✓ The prevalence of domestic violence in Minnesota
- ✓ What victims do in response to the violence
- ✓ What additional information will be available in the full report (October)



Methodology

- Minnesota Crime Victim Survey
- Survey revised based on feedback
- Mail survey methodology
- Additional sample for race/ethnicity and young adults



Methodology

- Data collection completed January-April
- Data reflects experiences with crime in 2010
- Overall 6,203 surveys were completed: a 60% response rate



Value of the Data

- Much crime goes unreported.
- Not all victims seek services from police, government, or nonprofit sectors.
- Capture information from domestic violence victims who never come into contact with law enforcement or service providers.
- Help identify points of intervention and potential gaps in services.

Data Limitations

- Comprehensive survey regarding all types of crime
- Not an in-depth survey about domestic violence
- Domestic violence is a complicated issue: No single survey paints a full picture



Domestic Violence Defined

1. In 2010, did your current or former spouse, significant other, partner, boyfriend, or girlfriend harm you with an object or weapon or push, shake, slap, kick, punch, hit, strangle, or choke you?
2. In 2010, did your current or former spouse, significant other, partner, boyfriend, or girlfriend try to control you by stealing, smashing or destroying your things, threatening to destroy your things, or by throwing objects or punching walls?



Domestic Violence Defined

3. In addition, respondents were considered a domestic violence victim if they experienced identity theft or person crimes (e.g., robbery, rape, assault, stalking) **and** indicated the most recent perpetrator was an intimate partner.



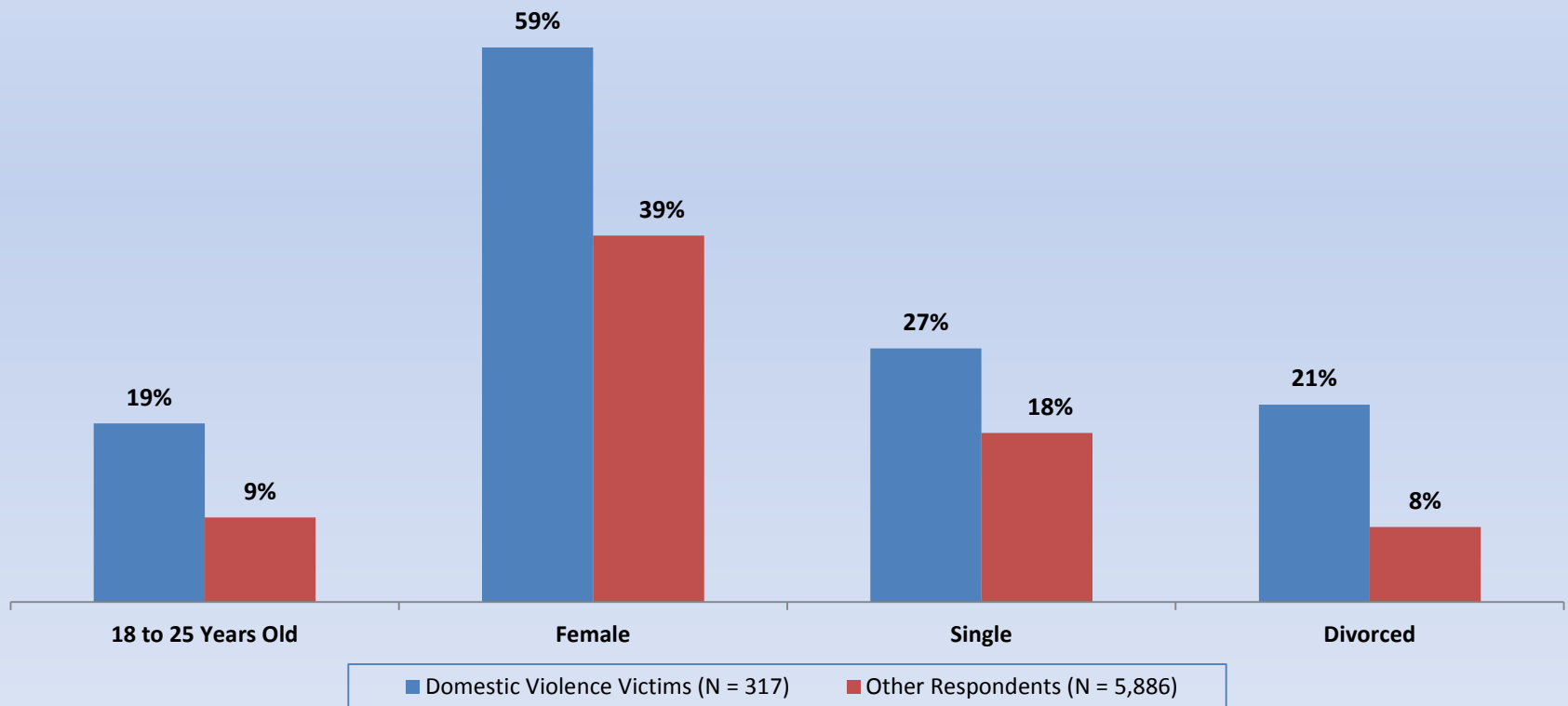
Key Findings - Overall Incidence

- In 2010, 5% of respondents experienced domestic violence during the year.
- > 200,000 adults in Minnesota just in 2010.



Key Findings – Demographics

Demographic Differences



Key Findings – Demographics

- Domestic violence victims are just as likely to work full-time as other respondents.
- Yet domestic violence victims are more likely to have an income of less than \$30,000 (37% compared to 23% for other respondents).
- Domestic violence victims are less likely to own their homes.



Key Findings – Police Contact

- While victims indicated that they experienced an average of 3.2 incidences of domestic violence in 2010, on average, less than one of these incidents were reported to police.

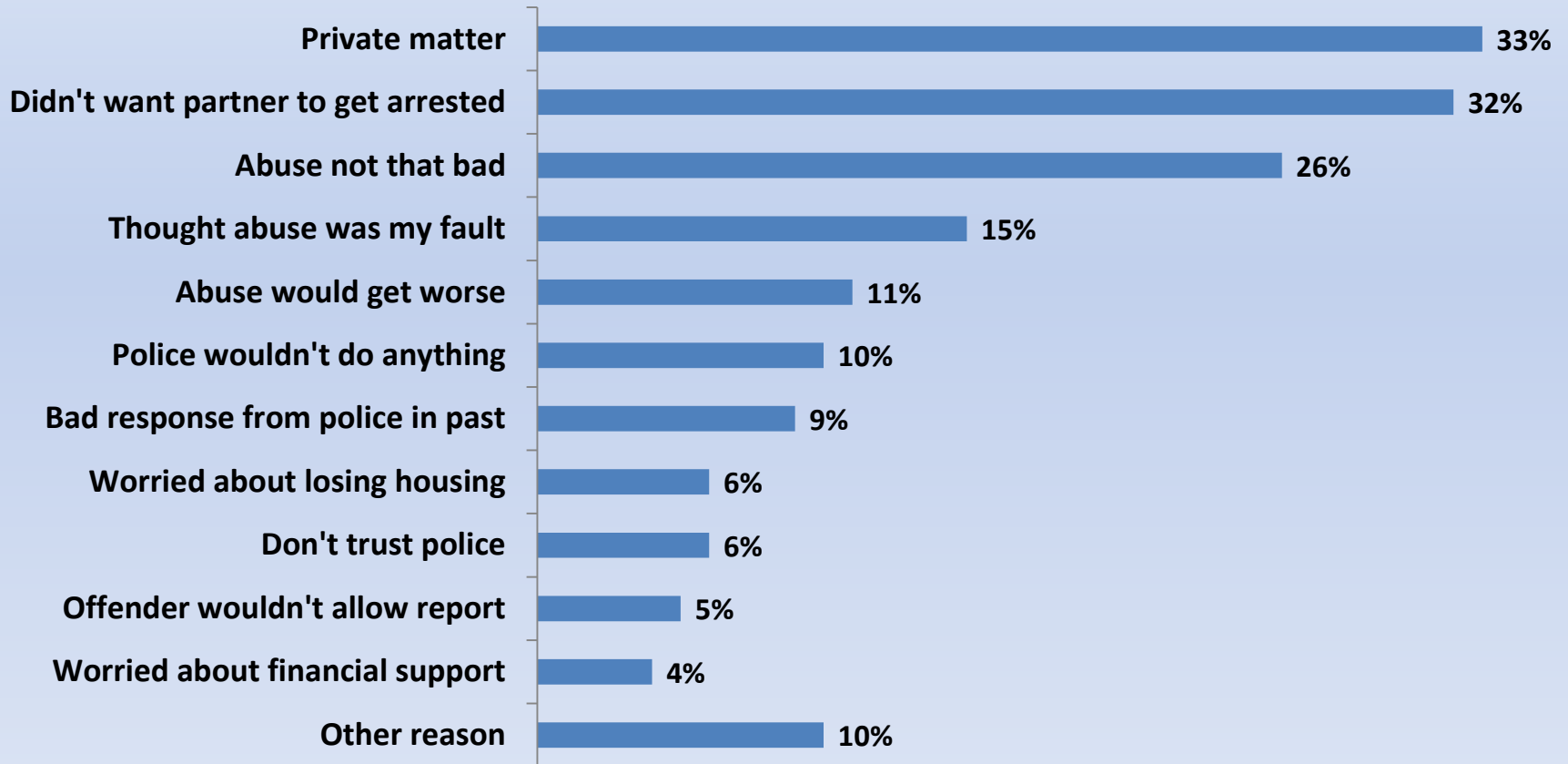
Why?



Key Findings – Police Contact

Why Victims Didn't Call Police

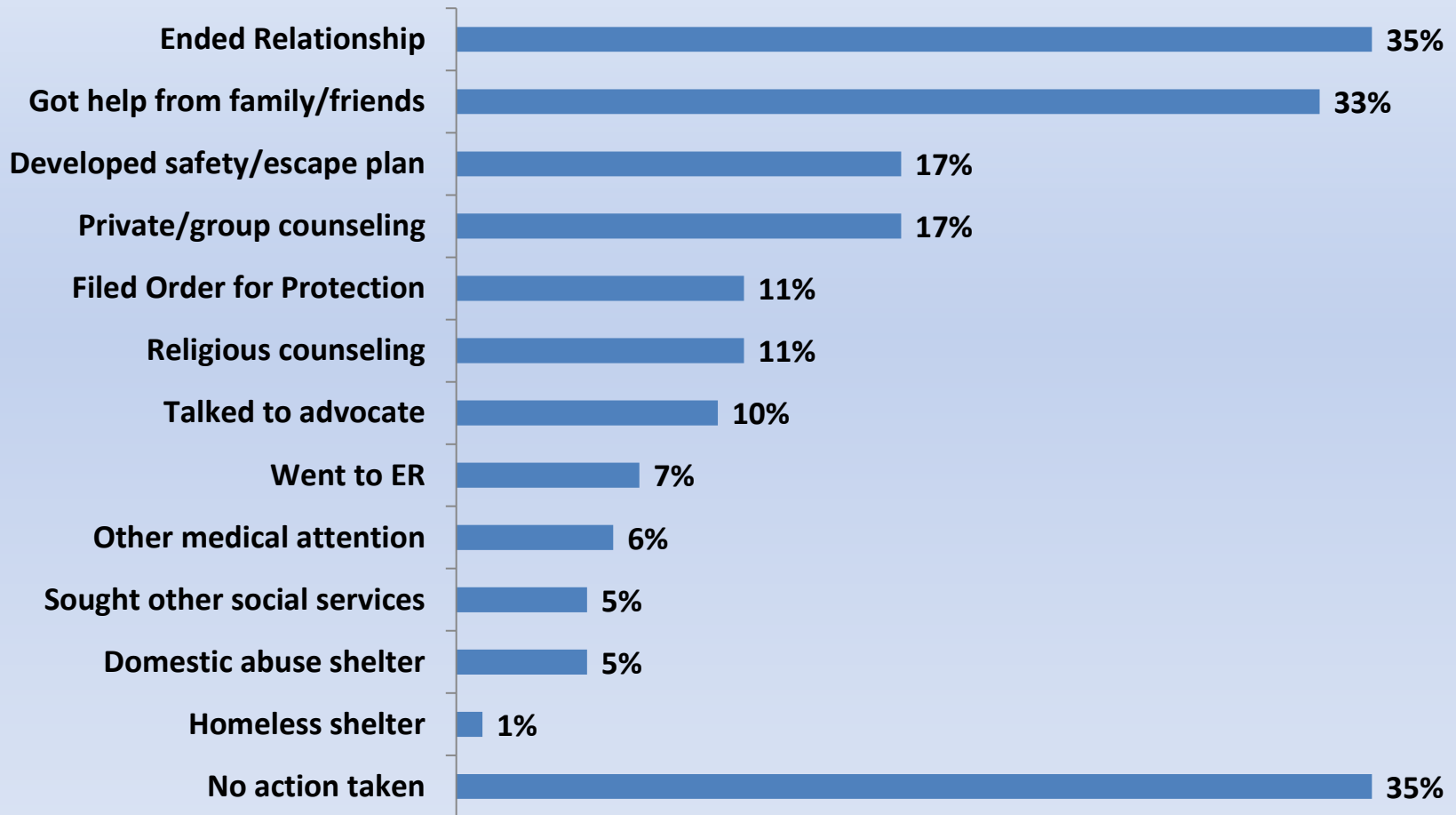
(N = 82)



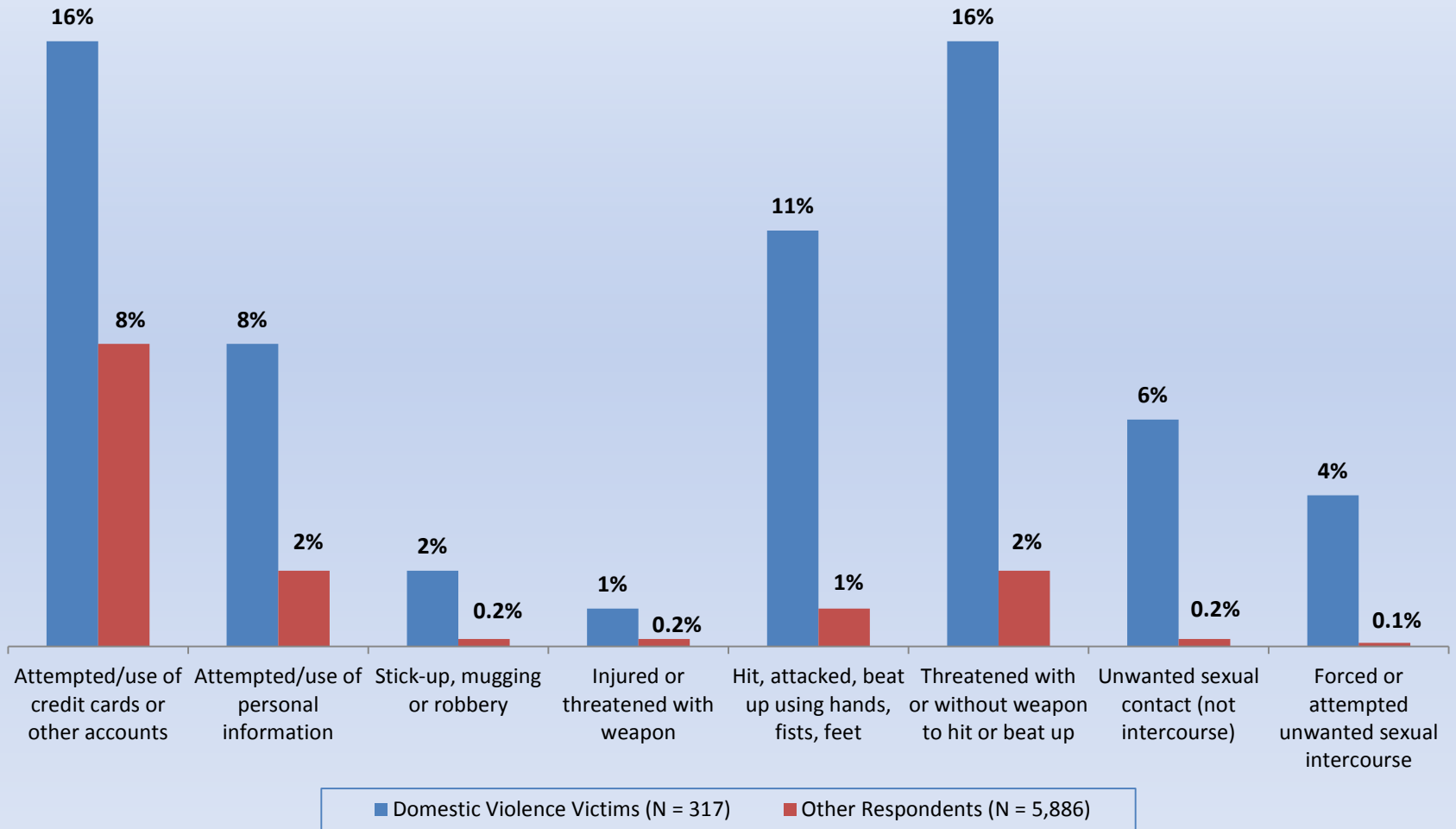
Key Findings – Response to DV

Actions Taken in Response to Violence

(N = 82)



Experience with Other Crimes



Lifetime Experience

- 16% of respondents report they have experienced domestic violence at some point in their lifetime.
- 646,000 adults in Minnesota have experienced domestic violence directly.
- How many have been affected?

Coming in October!

- Complete report
- Comparisons between groups
- Geographic comparisons
- Comparisons over time

Thank you!

Questions or comments?

Please contact:

Dave Ellis

EllisD@unitedwaytwincities.org

